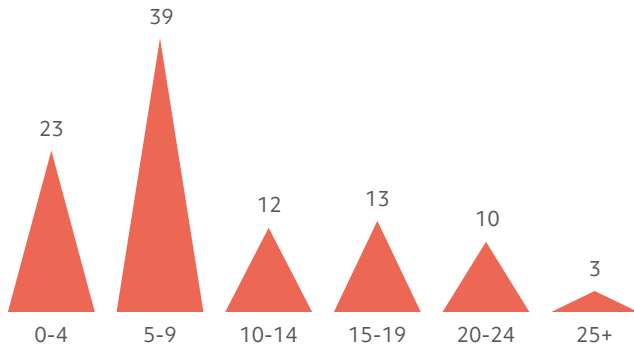


Simons Searchlight Registry Update SYNGAP1

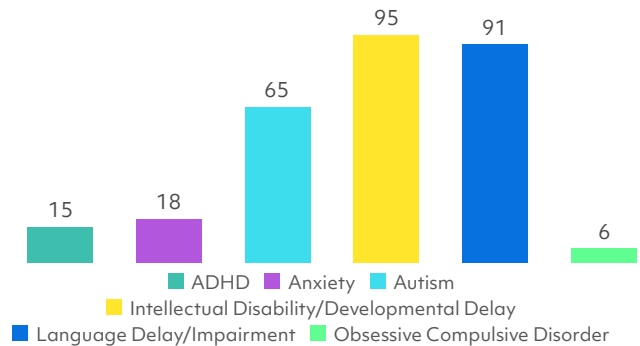
Data in these four graphs are from the medical history information collected in Simons Searchlight from 100 participants with SYNGAP1-related syndrome.

April 2026

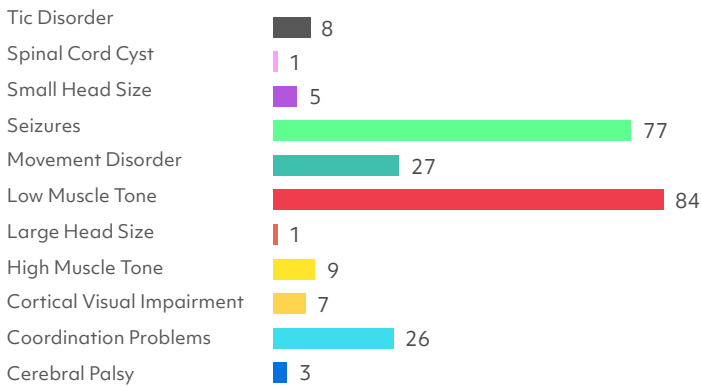
Ages in Years



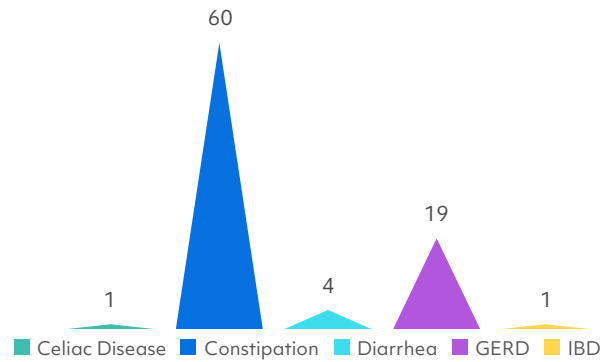
Developmental and Behavioral Conditions



Neurological Conditions



Gastrointestinal Conditions



NOTES: Graphs show counts of individuals in each category. Individual participants may appear in more than one category if they report multiple conditions. Graphs include individuals with pathogenic or likely pathogenic variants, and without additional variants.

How to participate?

The information in this report is made possible by the active participation of the SYNGAP1 community! Progress for individuals in your community with SYNGAP1 is shown below - log in to your simonssearchlight.org dashboard today to check for new surveys and tasks. Your data could hold the clues geneticists need to find answers.



STEP 1

Sign up online

218



STEP 2

Provide your genetic lab report

188



STEP 3

Share your important medical history

126



STEP 4

Fill out surveys

137



STEP 5

Provide a blood sample if you are interested

61



STEP 6

Update us every year

Log in to see next steps