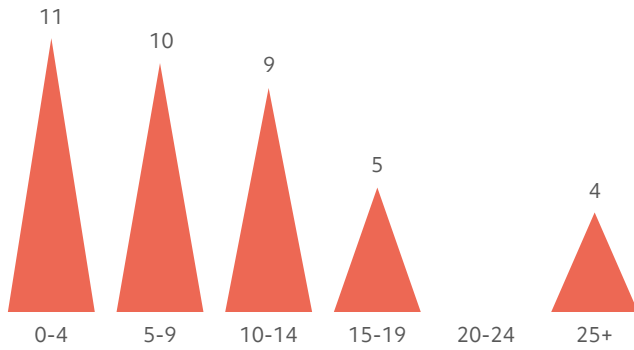


Simons Searchlight Registry Update **DYRK1A**

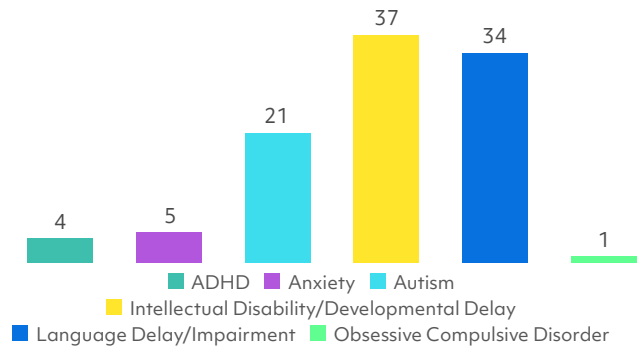
Data in these four graphs are from the medical history information collected in Simons Searchlight from 39 participants with DYRK1A-related syndrome.

April 2026

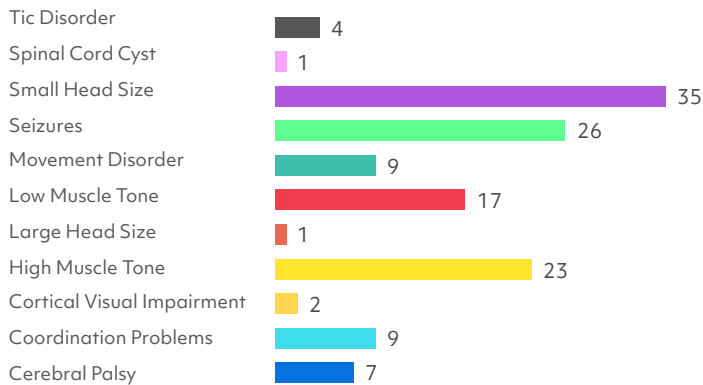
Ages in Years



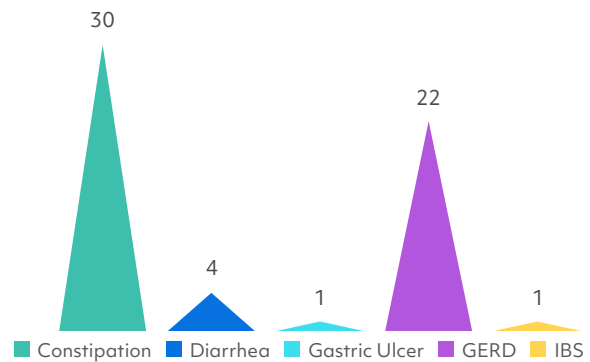
Developmental and Behavioral Conditions



Neurological Conditions



Gastrointestinal Conditions



NOTES: Graphs show counts of individuals in each category. Individual participants may appear in more than one category if they report multiple conditions. Graphs include individuals with pathogenic or likely pathogenic variants, and without additional variants.

How to participate?

The information in this report is made possible by the active participation of the DYRK1A community! Progress for individuals in your community with DYRK1A is shown below - log in to your simonssearchlight.org dashboard today to check for new surveys and tasks. Your data could hold the clues geneticists need to find answers.



STEP 1

Sign up online

93



STEP 2

Provide your genetic lab report

79



STEP 3

Share your important medical history

46



STEP 4

Fill out surveys

58



STEP 5

Provide a blood sample if you are interested

28



STEP 6

Update us every year

Log in to see next steps