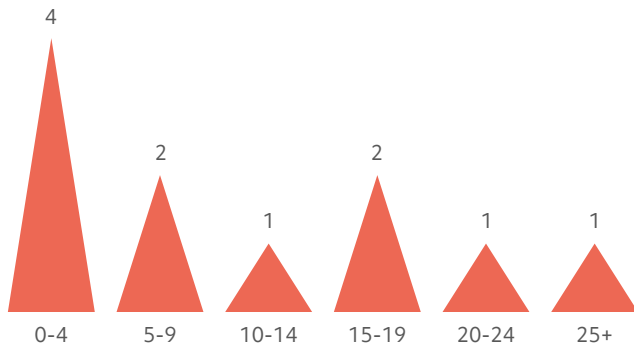


# Simons Searchlight Registry Update TANC2

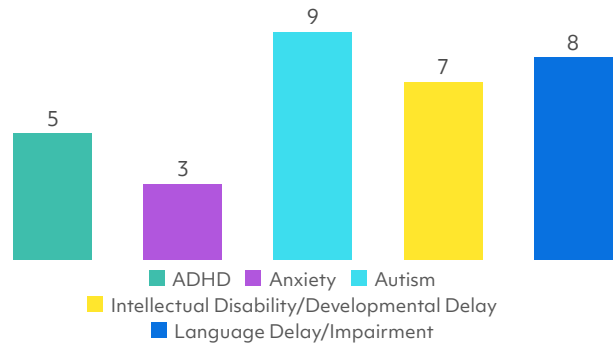
Data in these four graphs are from the medical history information collected in Simons Searchlight from 11 participants with TANC2-related syndrome.

July 2025

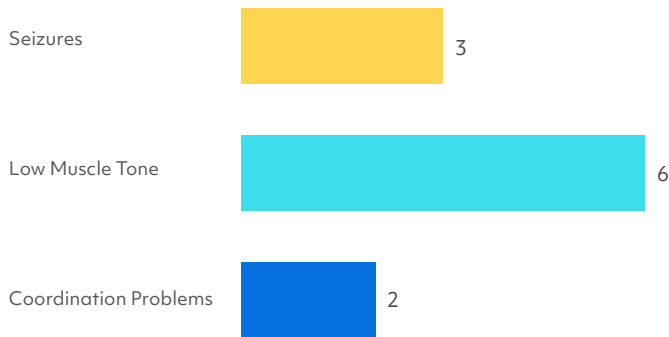
### Ages in Years



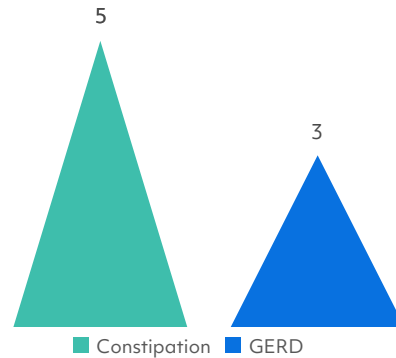
### Developmental and Behavioral Conditions



### Neurological Conditions



### Gastrointestinal Conditions



NOTES: Graphs show counts of individuals in each category. Individual participants may appear in more than one category if they report multiple conditions. Graphs include individuals with pathogenic or likely pathogenic variants, and without additional variants.

## How to participate?

The information in this report is made possible by the active participation of the TANC2 community! Progress for individuals in your community with TANC2 is shown below - log in to your [simonssearchlight.org](https://simonssearchlight.org) dashboard today to check for new surveys and tasks. Your data could hold the clues geneticists need to find answers.



### STEP 1

Sign up  
online

35



### STEP 2

Provide your  
genetic  
lab report

33



### STEP 3

Share your  
important  
medical history

22



### STEP 4

Fill out  
surveys

29



### STEP 5

Provide a blood  
sample if you are  
interested

4



### STEP 6

Update us  
every year

Log in to see  
next steps