

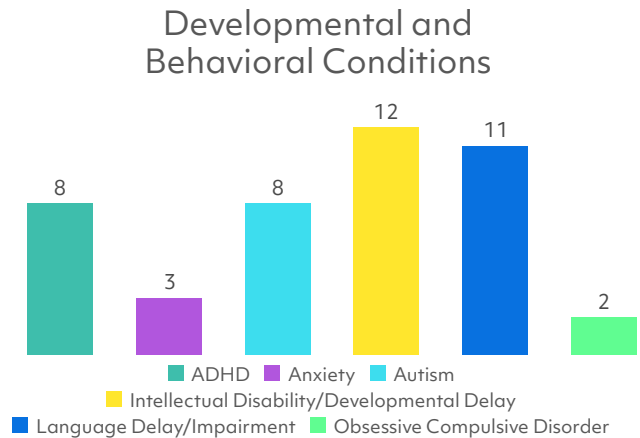
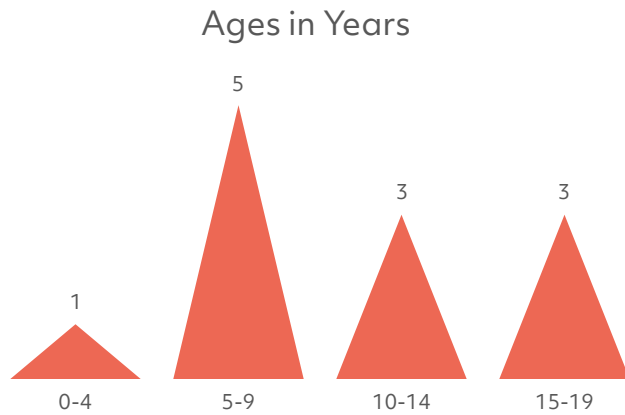


Simons Searchlight Registry Update MED13

Data in these four graphs are from the medical history information collected in Simons Searchlight from 12 participants with MED13-related syndrome.

July 2025



NOTES: Graphs show counts of individuals in each category. Individual participants may appear in more than one category if they report multiple conditions. Graphs include individuals with pathogenic or likely pathogenic variants, and without additional variants.

How to participate?

The information in this report is made possible by the active participation of the MED13 community! Progress for individuals in your community with MED13 is shown below - log in to your simonssearchlight.org dashboard today to check for new surveys and tasks. Your data could hold the clues geneticists need to find answers.



STEP 1

Sign up
online

34



STEP 2

Provide your
genetic
lab report

27



STEP 3

Share your
important
medical history

19



STEP 4

Fill out
surveys

25



STEP 5

Provide a blood
sample if you are
interested

5



STEP 6

Update us
every year

Log in to see
next steps