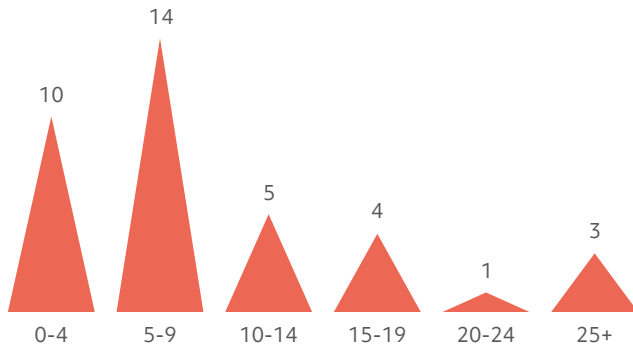


Simons Searchlight Registry Update **DYRK1A**

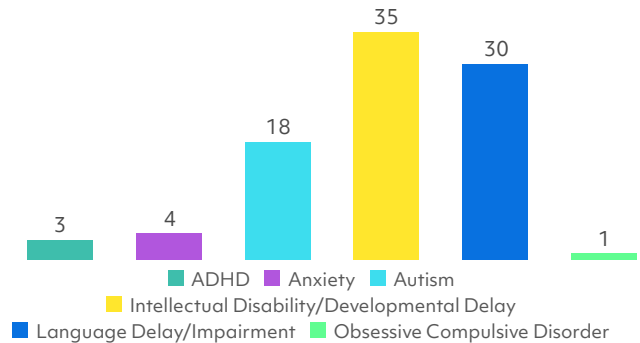
Data in these four graphs are from the medical history information collected in Simons Searchlight from 37 participants with DYRK1A-related syndrome.

July 2025

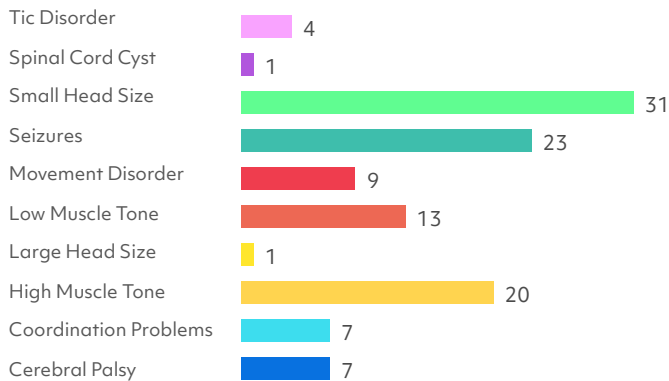
Ages in Years



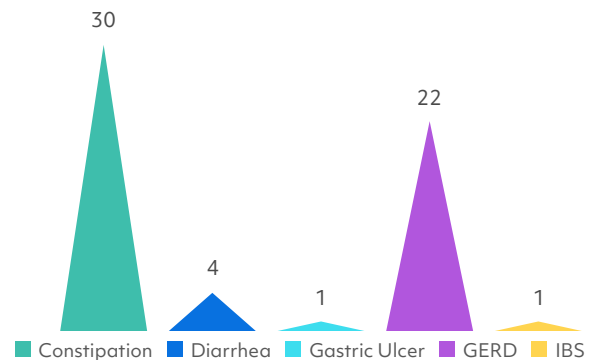
Developmental and Behavioral Conditions



Neurological Conditions



Gastrointestinal Conditions



NOTES: Graphs show counts of individuals in each category. Individual participants may appear in more than one category if they report multiple conditions. Graphs include individuals with pathogenic or likely pathogenic variants, and without additional variants.

How to participate?

The information in this report is made possible by the active participation of the DYRK1A community! Progress for individuals in your community with DYRK1A is shown below - log in to your simonssearchlight.org dashboard today to check for new surveys and tasks. Your data could hold the clues geneticists need to find answers.



STEP 1

Sign up
online

83



STEP 2

Provide your
genetic
lab report

69



STEP 3

Share your
important
medical history

41



STEP 4

Fill out
surveys

52



STEP 5

Provide a blood
sample if you are
interested

27



STEP 6

Update us
every year

Log in to see
next steps