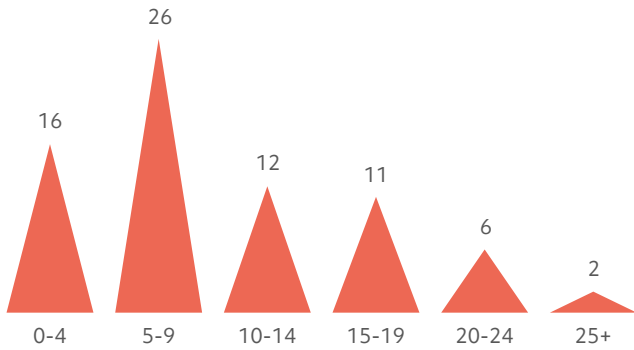


Simons Searchlight Registry Update SYNGAP1

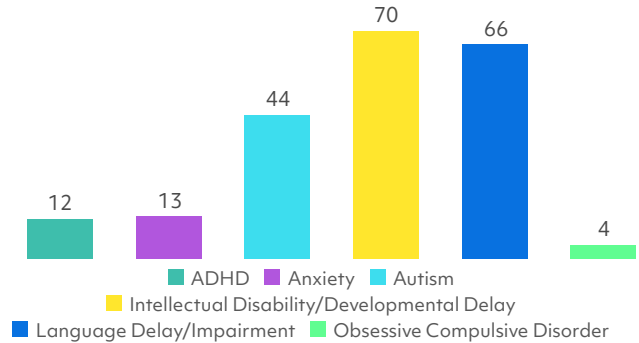
Data in these four graphs are from the medical history information collected in Simons Searchlight from 73 participants with SYNGAP1-related syndrome.

April 2024

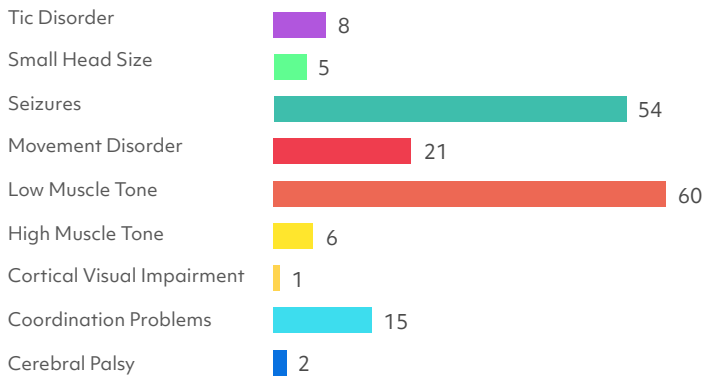
Ages in Years



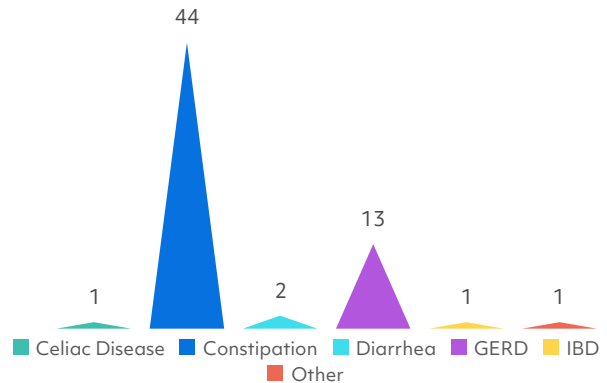
Developmental and Behavioral Conditions



Neurological Conditions



Gastrointestinal Conditions



NOTES: Graphs show counts of individuals in each category. Individual participants may appear in more than one category if they report multiple conditions.

How to participate?

The information in this report is made possible by the active participation of the SYNGAP1 community! Progress for individuals in your community with SYNGAP1 is shown below - log in to your simonssearchlight.org dashboard today to check for new surveys and tasks. Your data could hold the clues geneticists need to find answers.



STEP 1

Sign up online

176



STEP 2

Provide your genetic lab report

147



STEP 3

Share your important medical history

94



STEP 4

Fill out surveys

101



STEP 5

Provide a blood sample if you are interested

53



STEP 6

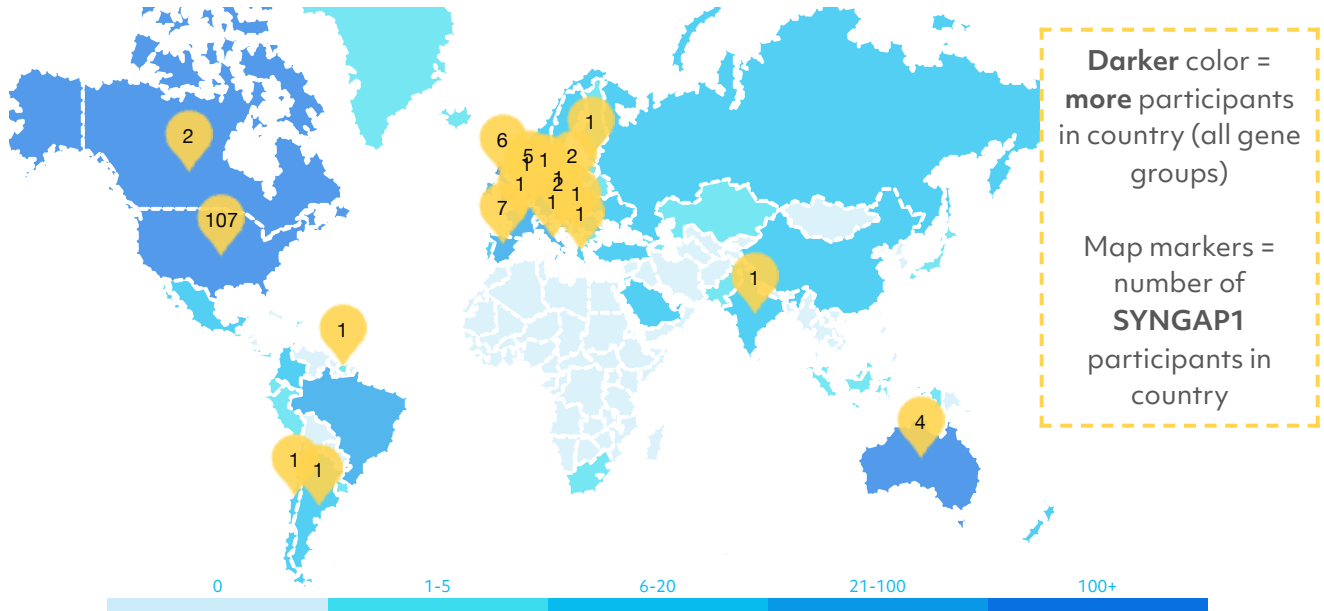
Update us every year

Log in to see next steps

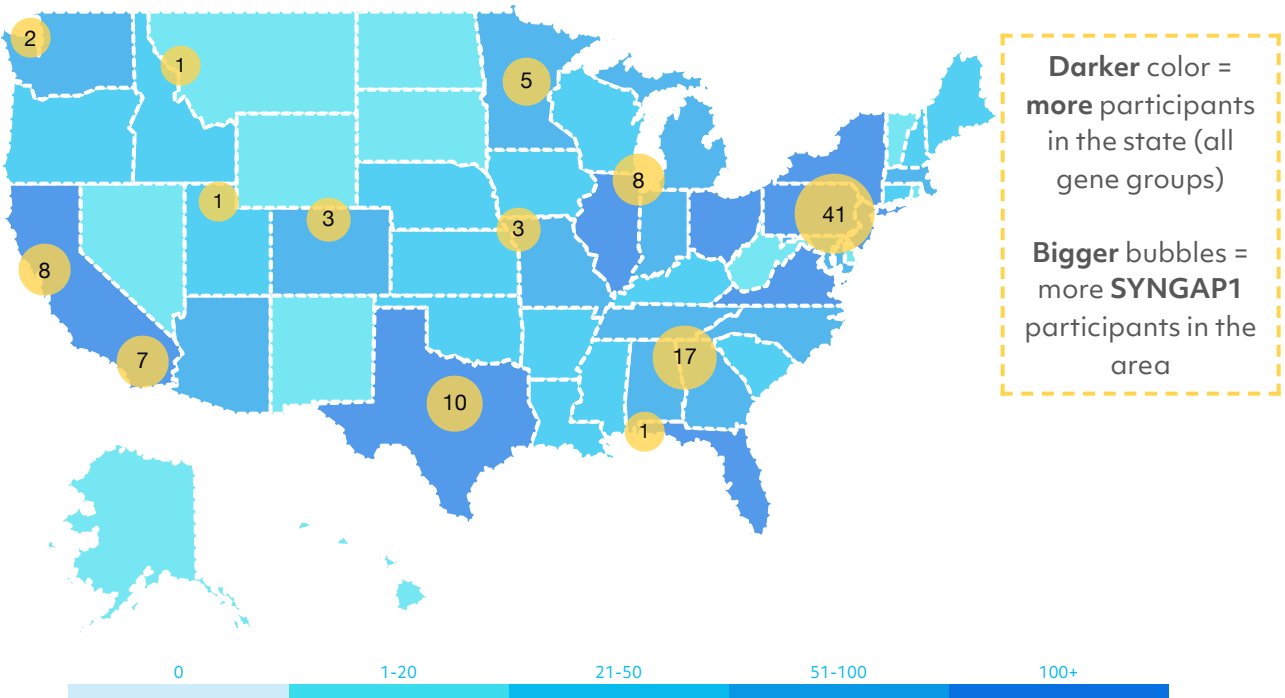
Information Spotlight: Where in the world are Simons Searchlight families?



Simons Searchlight families live in **75** countries globally, including **147 SYNGAP1** participants in **20** countries.



Most Simons Searchlight families live in the United States. See where **107 SYNGAP1** participants live across the 50 states.



Thank you for participating in Simons Searchlight and helping us reach families worldwide!