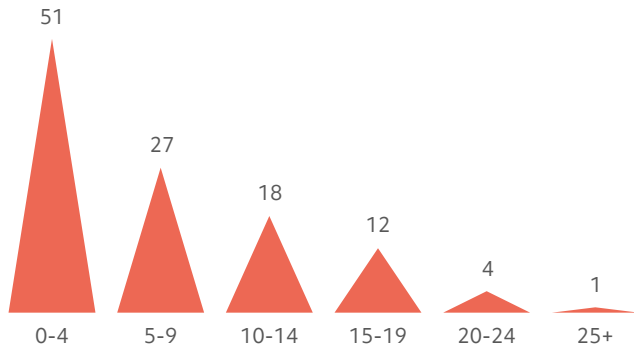


# Simons Searchlight Registry Update CTNNB1

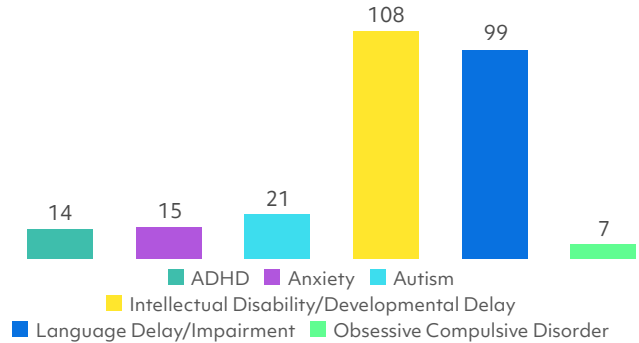
Data in these four graphs are from the medical history information collected in Simons Searchlight from 113 participants with CTNNB1-related syndrome.

April 2024

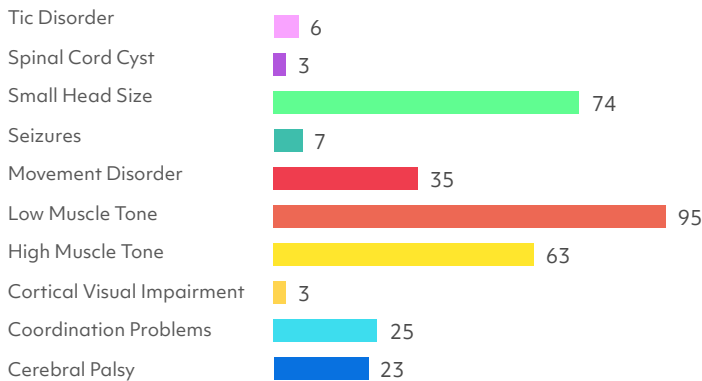
## Ages in Years



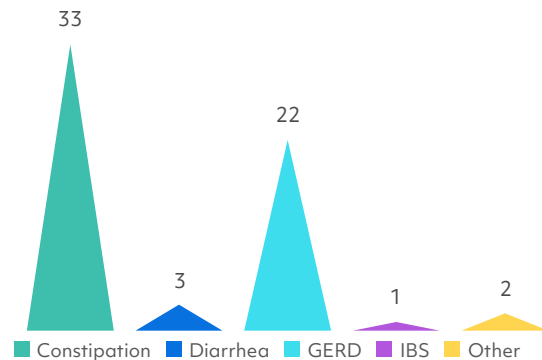
## Developmental and Behavioral Conditions



## Neurological Conditions



## Gastrointestinal Conditions



NOTES: Graphs show counts of individuals in each category. Individual participants may appear in more than one category if they report multiple conditions.

## How to participate?

The information in this report is made possible by the active participation of the CTNNB1 community! Progress for individuals in your community with CTNNB1 is shown below - log in to your [simonssearchlight.org](https://simonssearchlight.org) dashboard today to check for new surveys and tasks. Your data could hold the clues geneticists need to find answers.



### STEP 1

Sign up online

250



### STEP 2

Provide your genetic lab report

198



### STEP 3

Share your important medical history

125



### STEP 4

Fill out surveys

158



### STEP 5

Provide a blood sample if you are interested

47



### STEP 6

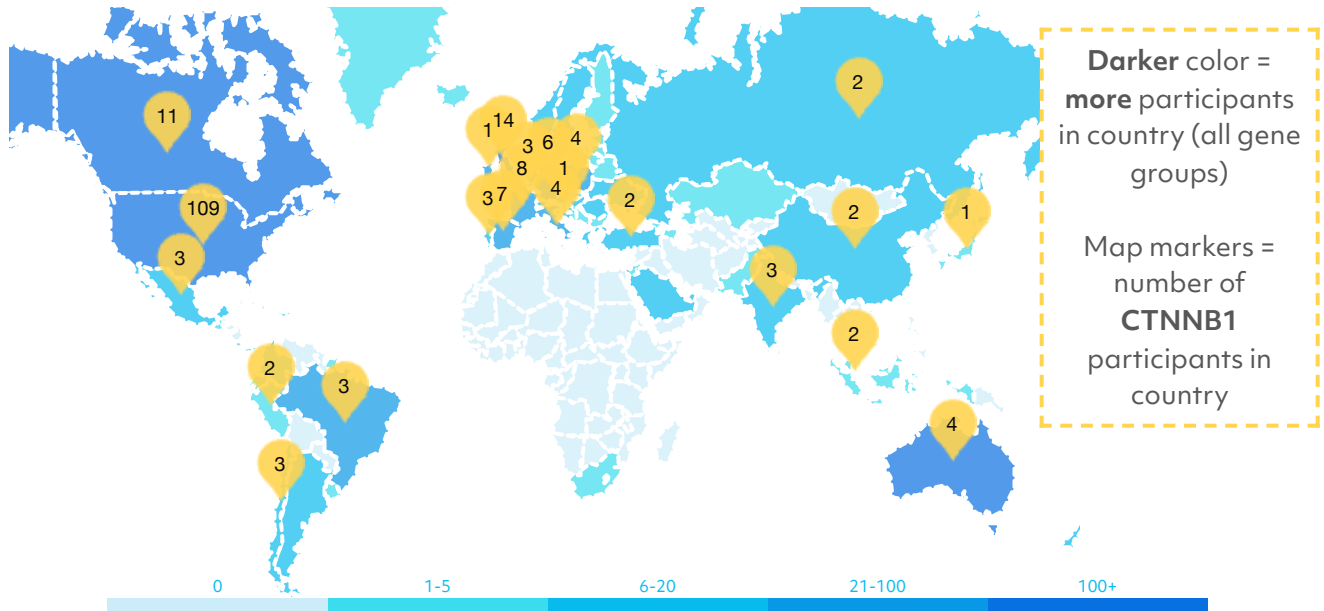
Update us every year

Log in to see next steps

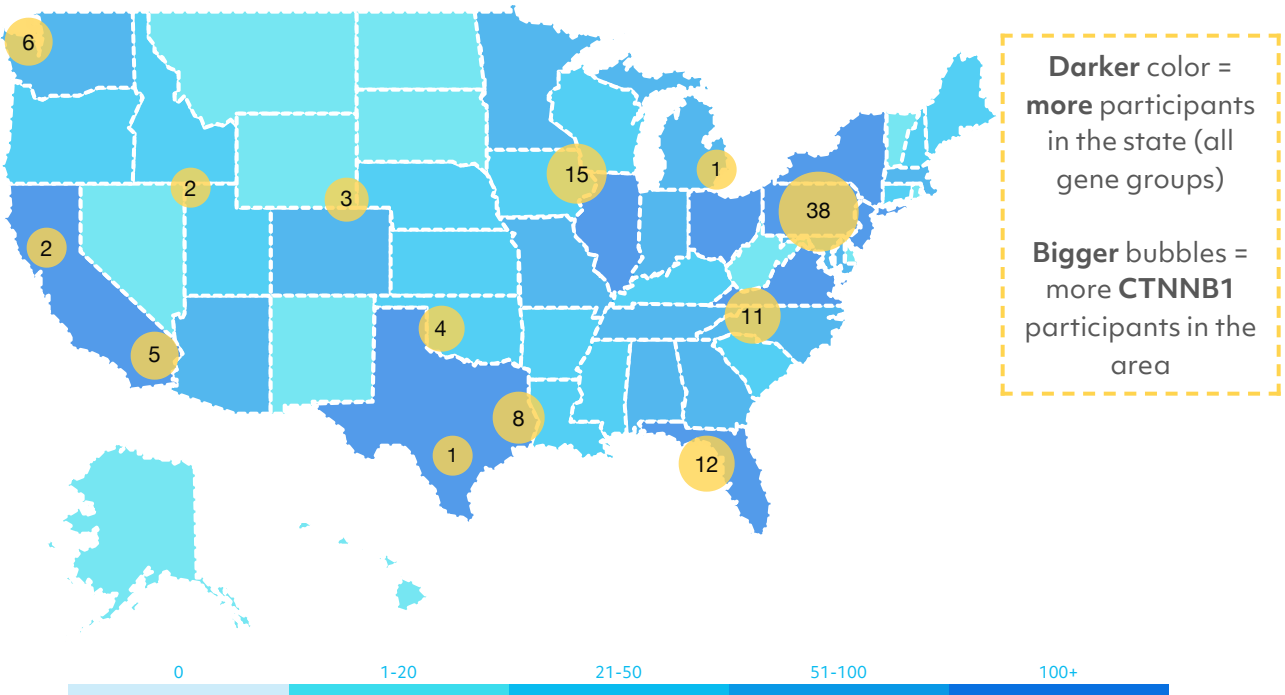
# Information Spotlight: Where in the world are Simons Searchlight families?



Simons Searchlight families live in **75** countries globally, including **199 CTNNB1** participants in **24** countries.



Most Simons Searchlight families live in the United States. See where **109 CTNNB1** participants live across the 50 states.



Thank you for participating in Simons Searchlight and helping us reach families worldwide!