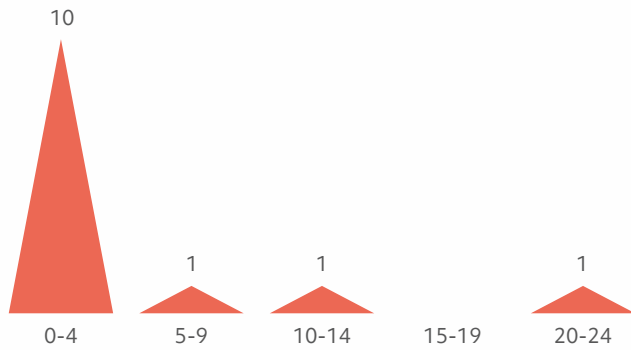


Simons Searchlight Registry Update ARID1B

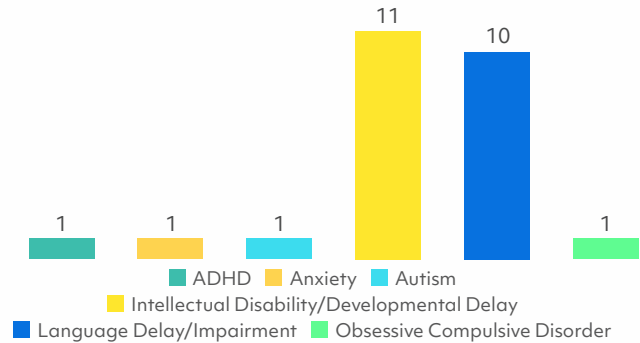
Data in these four graphs are from the medical history phone interviews collected in Simons Searchlight from 13 participants with ARID1B.

April 2023

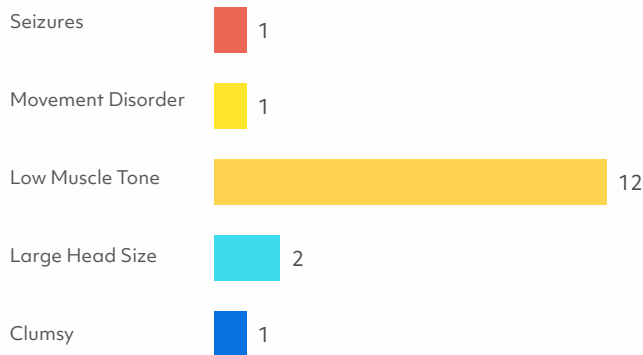
Ages in Years



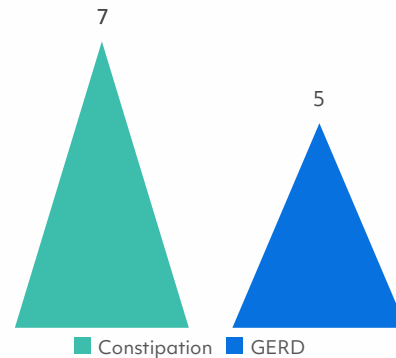
Developmental and Behavioral Conditions



Neurological Problems



Gastrointestinal Problems



NOTES: Graphs show counts of individuals in each category. Individual participants may appear in more than one category if they report multiple conditions.

How to participate?

The information in this report is made possible by the active participation of the ARID1B community! Progress for individuals in your community with ARID1B is shown below - log in to your simonssearchlight.org dashboard today to check for new surveys and tasks. Your data could hold the clues geneticists need to find answers.



STEP 1

Sign up online

36



STEP 2

Provide your genetic lab report

25



STEP 3

Share your important medical history

18



STEP 4

Fill out surveys

22



STEP 5

Provide a blood sample if you are interested

4



STEP 6

Update us every year

Log in to see next steps

Information Spotlight on **Development**



We use a standardized measure called the Vineland Adaptive Behavior Scales (Vineland-3) to measure each person's development in communication, self-care, social skills, and in younger children, motor skills.

The Vineland is a useful tool for researchers and doctors to see a snapshot of a person's skills and watch how they change over time.



**4 ARID1B participants
ages 4 to 15 contributed to
this report**



Here is a look at how many ARID1B participants ages 4 to 15 years can do the following skills:



25% feed themselves



25% use functional
speech



25% show interest in
friends

We will continue to collect Vineland data every year. Over time, we will have a better understanding of how individuals with ARID1B change as they get older.